


Create your own

HalibOrange

Growth Chart



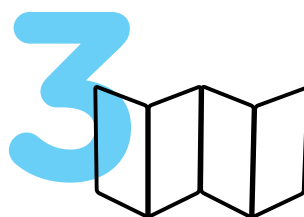
with
**MR. MEN™
LITTLE MISS™**



Print all 7 sheets on landscape, A4 paper



Cut off any white borders on sheets 2-6



Arrange sheets 2-6 in the correct order and stick together using sellotape on the non-printed side.




Measure 48cm from the floor, this is where the bottom of the chart needs to be.



Cut out your favourite character from sheet 7 and stick on to your growth chart!

1.5m

140cm



with

130cm

120cm

110cm


MR. MENTM LITTLE MISSTM





1m

90cm




80cm

70cm


60cm

50cm






_____ is this tall



_____ is this tall



_____ is this tall



_____ is this tall